

[Print Form\(s\)](#)

[Return](#)

Equity in Athletics 2008

Institution : John Wood Community College (146278)

User ID: E81462781

Screening Questions

Please answer these questions carefully as your responses will determine which subsequent data entry screens are appropriate for your institution.

1. How will you report Operating Expenses (i.e., Game Day expenses)?

- By Team
- Per Participant

2. Select the type of varsity sports teams at your institution.

- Men's Teams Only
- Both Men's Teams and Women's Teams
- Women's Teams and Coed Teams
- Coed Teams Only
- Women's Teams Only
- Men's Teams and Coed Teams
- Men's Teams and Women's Teams and Coed Teams

3. Do you have any assistant coaches?

- Yes
 - Men's Teams
 - Women's Teams
 - Coed Teams
- No

Institution: John Wood Community College (146278)


User ID: E81462781

Sports Selection - Men's and Women's Teams

Select the varsity sports teams at your institution.

Sport	Men's	Women's	Sport	Men's	Women's
Archery	<input type="checkbox"/>	<input type="checkbox"/>	Badminton	<input type="checkbox"/>	<input type="checkbox"/>
Baseball	<input checked="" type="checkbox"/>	<input type="checkbox"/>	Basketball	<input checked="" type="checkbox"/>	<input checked="" type="checkbox"/>
Beach Volleyball	<input type="checkbox"/>	<input type="checkbox"/>	Bowling	<input type="checkbox"/>	<input type="checkbox"/>
Cross Country	<input type="checkbox"/>	<input type="checkbox"/>	Diving	<input type="checkbox"/>	<input type="checkbox"/>
Equestrian	<input type="checkbox"/>	<input type="checkbox"/>	Fencing	<input type="checkbox"/>	<input type="checkbox"/>
Field Hockey	<input type="checkbox"/>	<input type="checkbox"/>	Football	<input type="checkbox"/>	<input type="checkbox"/>
Golf	<input checked="" type="checkbox"/>	<input type="checkbox"/>	Gymnastics	<input type="checkbox"/>	<input type="checkbox"/>
Ice Hockey	<input type="checkbox"/>	<input type="checkbox"/>	Lacrosse	<input type="checkbox"/>	<input type="checkbox"/>
Rifle	<input type="checkbox"/>	<input type="checkbox"/>	Rodeo	<input type="checkbox"/>	<input type="checkbox"/>
Rowing	<input type="checkbox"/>	<input type="checkbox"/>	Sailing	<input type="checkbox"/>	<input type="checkbox"/>
Skiing	<input type="checkbox"/>	<input type="checkbox"/>	Soccer	<input type="checkbox"/>	<input type="checkbox"/>
Softball	<input type="checkbox"/>	<input checked="" type="checkbox"/>	Squash	<input type="checkbox"/>	<input type="checkbox"/>
Swimming	<input type="checkbox"/>	<input type="checkbox"/>	Swimming and Diving (combined)*	<input type="checkbox"/>	<input type="checkbox"/>
Synchronized Swimming	<input type="checkbox"/>	<input type="checkbox"/>	Table Tennis	<input type="checkbox"/>	<input type="checkbox"/>
Team Handball	<input type="checkbox"/>	<input type="checkbox"/>	Tennis	<input type="checkbox"/>	<input type="checkbox"/>
Track and Field (Indoor)	<input type="checkbox"/>	<input type="checkbox"/>	Track and Field (Outdoor)	<input type="checkbox"/>	<input type="checkbox"/>
Track and Field and Cross Country (combined) *	<input type="checkbox"/>	<input type="checkbox"/>	Volleyball	<input type="checkbox"/>	<input checked="" type="checkbox"/>
Water Polo	<input type="checkbox"/>	<input type="checkbox"/>	Weight Lifting	<input type="checkbox"/>	<input type="checkbox"/>
Wrestling	<input type="checkbox"/>	<input type="checkbox"/>	Other Sports (Specify sports in the caveat box.)	<input type="checkbox"/>	<input type="checkbox"/>

CAVEAT



* You may report data for track and field teams separately or in a combined manner (i.e., Track and Field and Cross Country (combined)) and data for Swimming and Diving teams separately or in a combined manner (i.e., Swimming and Diving (combined)).

Note: Dancing and Cheerleading are not reportable sports.

If after leaving this screen you return to it to add a sport, be sure to include associated data for that sport on subsequent screens. If you return to this screen to delete a sport, all associated data for that sport will be deleted from subsequent screens as well.

Institution: John Wood Community College (146278)

User ID: E81462781


Athletics Participation - Men's and Women's Teams

Athletics Participation

Number of participants as of the day of the first scheduled contest

Varsity Teams	Men's Teams	Women's Teams
Baseball	23	
Basketball	15	15
Golf	6	
Softball		12
Volleyball		13
Total Participants Men's and Women's Teams	44	40
Unduplicated Count of Participants (Number of individuals who participated on at least one varsity team.)	44	35

CAVEAT



Institution: John Wood Community College (146278)

User ID: E81462781


Head Coaches - Men's Teams

Head Coaches - Men's Teams

A full-time head coach is an individual who coaches one team full-time and is a full-time employee of the school.

Varsity Teams	Male Head Coaches			Female Head Coaches			Total Head Coaches
	Full-Time Coaching Duties	Part-Time Coaching Duties	Full-Time University Employee	Full-Time Coaching Duties	Part-Time Coaching Duties	Full-Time University Employee	
Baseball	<input type="text"/>	<input type="text" value="1"/>	<input type="text"/>	<input type="text"/>	<input type="text"/>	<input type="text"/>	1
Basketball	<input type="text"/>	<input type="text" value="1"/>	<input type="text" value="1"/>	<input type="text"/>	<input type="text"/>	<input type="text"/>	1
Golf	<input type="text"/>	<input type="text" value="1"/>	<input type="text" value="1"/>	<input type="text"/>	<input type="text"/>	<input type="text"/>	1
Coaching Position Totals	0	3	1	0	0	0	3

CAVEAT



Institution: John Wood Community College (146278)

User ID: E81462781


Head Coaches - Women's Teams

Head Coaches - Women's Teams

A full-time head coach is an individual who coaches one team full-time and is a full-time employee of the school.

Varsity Teams	Male Head Coaches				Female Head Coaches				Total Head Coaches
	Full-Time Coaching Duties	Part-Time Coaching Duties	Full-Time University Employee	Part-Time University Employee or Volunteer	Full-Time Coaching Duties	Part-Time Coaching Duties	Full-Time University Employee	Part-Time University Employee or Volunteer	
Basketball	<input type="text"/>	<input type="text" value="1"/>	<input type="text" value="1"/>	<input type="text"/>	<input type="text"/>	<input type="text"/>	<input type="text"/>	<input type="text"/>	<input type="text" value="1"/>
Softball	<input type="text"/>	<input type="text"/>	<input type="text"/>	<input type="text"/>	<input type="text" value="1"/>	<input type="text"/>	<input type="text" value="1"/>	<input type="text"/>	<input type="text" value="1"/>
Volleyball	<input type="text"/>	<input type="text" value="1"/>	<input type="text"/>	<input type="text" value="1"/>	<input type="text"/>	<input type="text"/>	<input type="text"/>	<input type="text"/>	<input type="text" value="1"/>
Coaching Position Totals	0	2	1	1	0	1	0	1	3

CAVEAT



Institution: John Wood Community College (146278)

User ID: E81462781


Head Coaches' Salaries - Men's and Women's Teams

Head Coaches' Salaries

Enter salaries and bonuses only. Do not include benefits on this screen. Do not include volunteer coaches in your calculations.

	Men's Teams	Women's Teams
Average Annual Institutional Salary per Head Coach	<input type="text" value="4,400"/>	<input type="text" value="4,566"/>
Number of Head Coaches Included in Average	<input type="text" value="3"/>	<input type="text" value="3"/>
Average Annual Institutional Salary per Full-time equivalent (FTE)	17,600	18,264
Number of Full-time equivalents (FTEs) Included in Average	<input type="text" value="0.75"/>	<input type="text" value="0.75"/>

CAVEAT



Institution: John Wood Community College (146278)

User ID: E81462781


Assistant Coaches - Men's Teams

Assistant Coaches - Men's Teams

A full-time assistant coach is an individual who coaches one team full-time and is a full-time employee of the school.

Varsity Teams	Male Assistant Coaches			Female Assistant Coaches			Total Assistant Coaches
	Full-Time Coaching Duties	Part-Time Coaching Duties	Full-Time University Employee	Full-Time Coaching Duties	Part-Time Coaching Duties	Full-Time University Employee	
Baseball	<input type="text"/>	<input type="text" value="2"/>	<input type="text"/>	<input type="text"/>	<input type="text"/>	<input type="text"/>	<input type="text" value="2"/>
Basketball	<input type="text"/>	<input type="text" value="2"/>	<input type="text"/>	<input type="text"/>	<input type="text"/>	<input type="text"/>	<input type="text" value="2"/>
Golf	<input type="text"/>	<input type="text"/>	<input type="text"/>	<input type="text"/>	<input type="text"/>	<input type="text"/>	<input type="text" value="0"/>
Coaching Position Totals	0	4	0	0	0	0	4

CAVEAT



Institution: John Wood Community College (146278)

User ID: E81462781


Assistant Coaches - Women's Teams

Assistant Coaches - Women's Teams

A full-time assistant coach is an individual who coaches one team full-time and is a full-time employee of the school.

Varsity Teams	Male Assistant Coaches			Female Assistant Coaches			Total Assistant Coaches
	Full-Time Coaching Duties	Part-Time Coaching Duties	Full-Time University Employee	Full-Time Coaching Duties	Part-Time Coaching Duties	Full-Time University Employee	
Basketball	<input type="text"/>	<input type="text" value="1"/>	<input type="text"/>	<input type="text"/>	<input type="text" value="1"/>	<input type="text" value="1"/>	<input type="text" value="2"/>
Softball	<input type="text"/>	<input type="text"/>	<input type="text"/>	<input type="text"/>	<input type="text" value="1"/>	<input type="text" value="1"/>	<input type="text" value="1"/>
Volleyball	<input type="text"/>	<input type="text"/>	<input type="text"/>	<input type="text"/>	<input type="text"/>	<input type="text"/>	<input type="text" value="0"/>
Coaching Position Totals	0	1	0	0	2	2	3

CAVEAT



Institution: John Wood Community College (146278)

User ID: E81462781


Assistant Coaches' Salaries - Men's and Women's Teams

Assistant Coaches' Salaries

Enter salaries and bonuses only. Do not include benefits on this screen. Do not include volunteer assistant coaches in your calculations.

	Men's Teams	Women's Teams
Average Annual Institutional Salary per Assistant Coach	<input type="text" value="825"/>	<input type="text" value="1,500"/>
Number of Assistant Coaches Included in Average	<input type="text" value="4"/>	<input type="text" value="3"/>
Average Annual Institutional Salary per Full-time equivalent (FTE)	3,300	6,000
Number of Full-time equivalents (FTEs) Included in Average	<input type="text" value="1.00"/>	<input type="text" value="0.75"/>

CAVEAT



Institution: John Wood Community College (146278)

User ID: E81462781


Athletically Related Student Aid - Men's and Women's Teams

Athletically Related Student Aid

Athletically Related Student Aid should also be included on the Revenues and Expenses screens for the teams to which it applies. If you do not have any aid to report, enter a 0.

	Men's Teams	Women's Teams	Total
Total	97,920	97,920	195,840
Ratio (percent)	50	50	100%

CAVEAT



Institution: John Wood Community College (146278)

User ID: E81462781


Total Revenues - Men's and Women's Teams

Revenues by Team

The amount entered on the Athletically Related Student Aid screen must also be included in the revenues for the teams to which it applies. Do not include revenues for capital expenditures or debt service. Click on "Click here for screen instructions" for detailed information about other revenues to include.

Varsity Teams	Men's Teams	Women's Teams	Total
Basketball	63,320	63,320	126,640
Baseball	83,360		83,360
Golf	31,920		31,920
Softball		64,208	64,208
Volleyball		49,912	49,912
Total Revenues of all Sports, Except Football and Basketball, Combined	115,280	114,120	229,400
Total Revenues Men's and Women's Teams	178,600	177,440	356,040
Not Allocated by Gender/Sport			85,896
Grand Total for all Teams (includes by team and not allocated by gender/sport)			441,936

CAVEAT



Institution: John Wood Community College (146278)

User ID: E81462781


Recruiting Expenses - Men's and Women's Teams

Recruiting Expenses

Recruiting Expenses should also be included on the Expenses screen for the teams to which the Expenses apply.

	Men's Teams	Women's Teams	Total
Total	<input type="text" value="300"/>	<input type="text" value="300"/>	600

CAVEAT



Institution: John Wood Community College (146278)


User ID: E81462781

Operating Expenses (i.e., Game-Day Expenses) - Men's and Women's Teams by Team

Operating Expenses by Team

Operating Expenses consist of game-day expenses only. You must include your operating expenses on the Total Expenses screen as well.

Varsity Teams	Men's Teams			Women's Teams			Total Operating Expenses
	Participants	Operating Expenses per Participant	By Team	Participants	Operating Expenses per Participant	By Team	
Basketball	15	1,395	20,919	15	1,479	22,182	43,101
Baseball	23	1,179	27,126				27,126
Golf	6	2,129	12,773				12,773
Softball				12	1,754	21,048	21,048
Volleyball				13	1,469	19,096	19,096
Total Operating Expenses Men's and Women's Teams	44		60,818	40		62,326	123,144



Institution: John Wood Community College (146278)

User ID: E81462781


Total Expenses - Men's and Women's Teams

Expenses by Team

The amounts entered on the Athletically Related Student Aid, Operating Expenses, and Recruiting Expenses screens must also be included in the expenses for the teams to which they apply. Do not include capital expenditures or debt service. Click on "Click here for screen instructions" for detailed information about other expenses to include.

Varsity Teams	Men's Teams	Women's Teams	Total
Basketball	60,159	61,422	121,581
Baseball	83,586		83,586
Golf	31,793		31,793
Softball		65,816	65,816
Volleyball		49,208	49,208
Total Expenses of all Sports, Except Football and Basketball, Combined	115,379	115,024	230,403
Total Expenses Men's and Women's Teams	175,538	176,446	351,984
Not Allocated by Gender/Sport			85,896
Grand Total Expenses			437,880

CAVEAT



Institution: John Wood Community College (146278)

User ID: E81462781

Revenues & Expenses Summary

Revenues and Expenses Summary

Grand Total Revenues

441,936

Grand Total Expenses

437,880

Please review this screen carefully. **The amount of Grand Total Revenues must be equal to or greater than the amount of Grand Total Expenses** before you can lock your survey data. If it is not, you must go back and correct the amounts you entered on the Total Revenues and/or Total Expenses screen(s).

Remember that your **Total Revenues** and **Total Expenses** screens must include amounts you entered on some of the other screens. That is:

- The amount you entered on the Athletically Related Student Aid screen must be included with all of your other revenues (budget, ticket sales, etc.) on the **Total Revenues** screen. For detailed information on what to include in Total Revenues, click on 'Click here for screen instructions' on the Total Revenues screen.
- The amount you entered on the Operating Expenses, Recruiting Expenses, and Athletically Related Student Aid screens must be included with all of your other expenses (salaries and benefits, equipment, etc.) on the **Total Expenses** screen. For detailed information about what to include in Total Expenses, click on 'Click here for screen instructions' on the Total Expenses screen.

To return to the data entry screens to make corrections, click on the link in the menu on the left of this screen.

To proceed to the Supplemental Information screen, click on that link in the menu or click on the 'Next' button on the bottom of this screen.


Institution: John Wood Community College (146278)

User ID: E81462781

Supplemental Information

Supplemental Information

This screen is optional. You may use it to provide additional information to help the reader better understand the data you have provided in this survey, or to help a prospective student-athlete make an informed choice of an athletic program. If you do not want to enter any supplemental information, please leave this screen blank.



Print Form(s)

Return