

[Print Form\(s\)](#)[Return](#)

## Equity in Athletics 2009

Institution: John Wood Community College (146278)

User ID: E91462781

### Screening Questions

Please answer these questions carefully as your responses will determine which subsequent data entry screens are appropriate for your institution.

1. How will you report Operating Expenses (i.e., Game Day expenses)?

- By Team  Per Participant

2. Select the type of varsity sports teams at your institution.

- Men's Teams Only  Women's Teams Only  
 Both Men's Teams and Women's Teams  Men's Teams and Coed Teams  
 Women's Teams and Coed Teams  Men's Teams and Women's Teams and Coed Teams  
 Coed Teams Only

3. Do you have any assistant coaches?

- Yes
- |                          |                                     |               |
|--------------------------|-------------------------------------|---------------|
| <input type="checkbox"/> | <input checked="" type="checkbox"/> | Men's Teams   |
| <input type="checkbox"/> | <input checked="" type="checkbox"/> | Women's Teams |
| <input type="checkbox"/> | <input type="checkbox"/>            | Coed Teams    |
- No

Institution: John Wood Community College (146278)

User ID: E91462781

## Sports Selection - Men's and Women's Teams

Select the varsity sports teams at your institution.

Sport	Men's	Women's	Sport	Men's	Women's
Archery	<input type="checkbox"/>	<input type="checkbox"/>	Badminton	<input type="checkbox"/>	<input type="checkbox"/>
Baseball	<input checked="" type="checkbox"/>	<input type="checkbox"/>	Basketball	<input checked="" type="checkbox"/>	<input checked="" type="checkbox"/>
Beach Volleyball	<input type="checkbox"/>	<input type="checkbox"/>	Bowling	<input type="checkbox"/>	<input type="checkbox"/>
Cross Country	<input type="checkbox"/>	<input type="checkbox"/>	Diving	<input type="checkbox"/>	<input type="checkbox"/>
Equestrian	<input type="checkbox"/>	<input type="checkbox"/>	Fencing	<input type="checkbox"/>	<input type="checkbox"/>
Field Hockey	<input type="checkbox"/>	<input type="checkbox"/>	Football	<input type="checkbox"/>	<input type="checkbox"/>
Golf	<input checked="" type="checkbox"/>	<input type="checkbox"/>	Gymnastics	<input type="checkbox"/>	<input type="checkbox"/>
Ice Hockey	<input type="checkbox"/>	<input type="checkbox"/>	Lacrosse	<input type="checkbox"/>	<input type="checkbox"/>
Rifle	<input type="checkbox"/>	<input type="checkbox"/>	Rodeo	<input type="checkbox"/>	<input type="checkbox"/>
Rowing	<input type="checkbox"/>	<input type="checkbox"/>	Sailing	<input type="checkbox"/>	<input type="checkbox"/>
Skiing	<input type="checkbox"/>	<input type="checkbox"/>	Soccer	<input type="checkbox"/>	<input type="checkbox"/>
Softball	<input type="checkbox"/>	<input checked="" type="checkbox"/>	Squash	<input type="checkbox"/>	<input type="checkbox"/>
Swimming	<input type="checkbox"/>	<input type="checkbox"/>	Swimming and Diving (combined)	<input type="checkbox"/>	<input type="checkbox"/>
Synchronized Swimming	<input type="checkbox"/>	<input type="checkbox"/>	Table Tennis	<input type="checkbox"/>	<input type="checkbox"/>
Team Handball	<input type="checkbox"/>	<input type="checkbox"/>	Tennis	<input type="checkbox"/>	<input type="checkbox"/>
Track and Field (Indoor)	<input type="checkbox"/>	<input type="checkbox"/>	Track and Field (Outdoor)	<input type="checkbox"/>	<input type="checkbox"/>
Track and Field and Cross Country (combined)	<input type="checkbox"/>	<input type="checkbox"/>	Volleyball	<input type="checkbox"/>	<input checked="" type="checkbox"/>
Water Polo	<input type="checkbox"/>	<input type="checkbox"/>	Weight Lifting	<input type="checkbox"/>	<input type="checkbox"/>
Wrestling	<input type="checkbox"/>	<input type="checkbox"/>	<u>Other Sports (Specify sports in the caveat box.)*</u>	<input type="checkbox"/>	<input type="checkbox"/>

CAVEAT

\* If you indicated in the caveat box that your other sports are Dancing and/or Cheerleading, please also specify in the caveat box that your institution has a letter from the Office of Civil Rights confirming that the OCR has determined that Dancing and/or Cheerleading are varsity sports at your institution.

If after leaving this screen you return to it to add a sport, be sure to include associated data for that sport on subsequent screens. If you return to this screen to delete a sport, all associated data for that sport will be deleted from subsequent screens as well.

Institution: John Wood Community College (146278)

User ID: E91462781

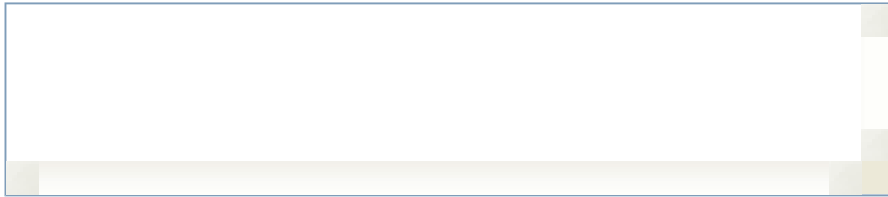
## Athletics Participation - Men's and Women's Teams

**Athletics Participation**

Number of participants as of the day of the first scheduled contest

Varsity Teams	Men's Teams	Women's Teams
Baseball	20	
Basketball	14	19
Golf	7	
Softball		14
Volleyball		15
Total Participants Men's and Women's Teams	41	48
Unduplicated Count of Participants (If an individual participates on more than one team, count that individual only once on this line.)	41	38

CAVEAT



Institution: John Wood Community College (146278)

User ID: E91462781

## Head Coaches - Men's Teams

### Head Coaches - Men's Teams

**A full-time head coach is an individual who coaches one team full-time and is a full-time employee of the school.**

Varsity Teams	Male Head Coaches				Female Head Coaches				Total Head Coaches
	Full-Time Coaching Duties	Part-Time Coaching Duties	Full-Time University Employee	Part-Time University Employee or Volunteer	Full-Time Coaching Duties	Part-Time Coaching Duties	Full-Time University Employee	Part-Time University or Volunteer	
Baseball	0	1	0	1	0	0	0	0	1
Basketball	0	1	1	0	0	0	0	0	1
Golf	0	1	0	1	0	0	0	0	1
Coaching Position Totals	0	3	1	2	0	0	0	0	3

CAVEAT



Institution: John Wood Community College (146278)

User ID: E91462781

## Head Coaches - Women's Teams

### Head Coaches - Women's Teams

**A full-time head coach is an individual who coaches one team full-time and is a full-time employee of the school.**

Varsity Teams	Male Head Coaches				Female Head Coaches				Total Head Coaches
	Full-Time Coaching Duties	Part-Time Coaching Duties	Full-Time University Employee	Part-Time University Employee or Volunteer	Full-Time Coaching Duties	Part-Time Coaching Duties	Full-Time University Employee	Part-Time University Employee or Volunteer	
Basketball	<input type="text"/>	<input type="text" value="1"/>	<input type="text" value="1"/>	<input type="text"/>	<input type="text"/>	<input type="text"/>	<input type="text"/>	<input type="text"/>	1
Softball	<input type="text"/>	<input type="text"/>	<input type="text"/>	<input type="text"/>	<input type="text"/>	<input type="text" value="1"/>	<input type="text"/>	<input type="text" value="1"/>	1
Volleyball	<input type="text"/>	<input type="text" value="1"/>	<input type="text"/>	<input type="text" value="1"/>	<input type="text"/>	<input type="text"/>	<input type="text"/>	<input type="text"/>	1
Coaching Position Totals	0	2	1	1	0	1	0	1	3

CAVEAT

Institution: John Wood Community College (146278)

User ID: E91462781

## Head Coaches' Salaries - Men's and Women's Teams

### Head Coaches' Salaries

**Enter salaries and bonuses only. Do not include benefits on this screen. Do not include volunteer head coaches in calculating average salary and average FTE.**

	Men's Teams	Women's Teams
Average Annual Institutional Salary per Head Coach	6,109	5,098
Number of Head Coaches Included in Average	3	3
Number of Volunteer Head Coaches not Included in the Average		
Average Annual Institutional Salary per Full-time equivalent (FTE)	24,436	20,392
Number of Full-time equivalents (FTEs) Included in Average	0.75	0.75

### CAVEAT

Institution: John Wood Community College (146278)

User ID: E91462781

## Assistant Coaches - Men's Teams

**Assistant Coaches - Men's Teams**

**A full-time assistant coach is an individual who coaches one team full-time and is a full-time employee of the school.**

Varsity Teams	Male Assistant Coaches				Female Assistant Coaches				Total Assistant Coaches
	Full-Time Coaching Duties	Part-Time Coaching Duties	Full-Time University Employee	Part-Time University Employee or Volunteer	Full-Time Coaching Duties	Part-Time Coaching Duties	Full-Time University Employee	Part-Time University Employee or Volunteer	
Baseball	<input type="text"/>	<input type="text" value="1"/>	<input type="text"/>	<input type="text" value="1"/>	<input type="text"/>	<input type="text"/>	<input type="text"/>	<input type="text"/>	1
Basketball	<input type="text"/>	<input type="text" value="1"/>	<input type="text"/>	<input type="text" value="1"/>	<input type="text"/>	<input type="text"/>	<input type="text"/>	<input type="text"/>	1
Golf	<input type="text"/>	<input type="text"/>	<input type="text"/>	<input type="text"/>	<input type="text"/>	<input type="text"/>	<input type="text"/>	<input type="text"/>	0
Coaching Position Totals	0	2	0	2	0	0	0	0	2

CAVEAT

Institution: John Wood Community College (146278)

User ID: E91462781

## Assistant Coaches - Women's Teams

### Assistant Coaches - Women's Teams

**A full-time assistant coach is an individual who coaches one team full-time and is a full-time employee of the school.**

Varsity Teams	Male Assistant Coaches				Female Assistant Coaches				Total Assistant Coaches
	Full-Time Coaching Duties	Part-Time Coaching Duties	Full-Time University Employee	Part-Time University Employee or Volunteer	Full-Time Coaching Duties	Part-Time Coaching Duties	Full-Time University Employee	Part-Time University Employee or Volunteer	
Basketball	<input type="text"/>	<input type="text" value="1"/>	<input type="text"/>	<input type="text" value="1"/>	<input type="text"/>	<input type="text"/>	<input type="text"/>	<input type="text"/>	1
Softball	<input type="text"/>	<input type="text"/>	<input type="text"/>	<input type="text"/>	<input type="text"/>	<input type="text" value="1"/>	<input type="text"/>	<input type="text" value="1"/>	1
Volleyball	<input type="text"/>	<input type="text" value="1"/>	<input type="text"/>	<input type="text" value="1"/>	<input type="text"/>	<input type="text"/>	<input type="text"/>	<input type="text"/>	1
Coaching Position Totals	0	2	0	2	0	1	0	1	3

CAVEAT

Institution: John Wood Community College (146278)

User ID: E91462781

## Assistant Coaches' Salaries - Men's and Women's Teams

### Assistant Coaches' Salaries

**Enter salaries and bonuses only. Do not include benefits on this screen. Do not include volunteer assistant coaches in calculating average salary and average FTE.**

	Men's Teams	Women's Teams
Average Annual Institutional Salary per Assistant Coach	2,543	2,181
Number of Assistant Coaches Included in Average	2	3
Number of Volunteer Assistant Coaches not Included in the Average		
Average Annual Institutional Salary per Full-time equivalent (FTE)	10,172	8,724
Number of Full-time equivalents (FTEs) Included in Average	0.50	0.75

### CAVEAT

Institution: John Wood Community College (146278)

User ID: E91462781

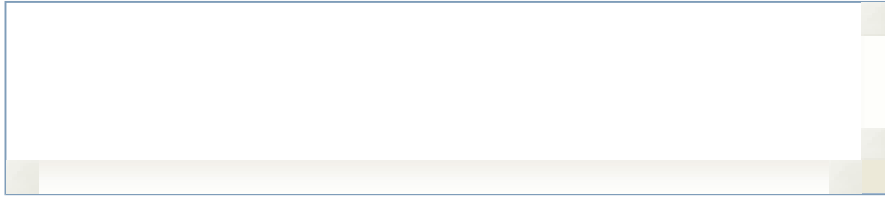
## Athletically Related Student Aid - Men's and Women's Teams

### Athletically Related Student Aid

**Athletically related student aid is any scholarship, grant, or other form of financial assistance, offered by an institution, the terms of which require the recipient to participate in a program of intercollegiate athletics at the institution. Other student aid, of which a student-athlete simply happens to be the recipient, is not athletically related student aid. If you do not have any aid to report, enter a 0.**

	Men's Teams	Women's Teams	Total
Total	109,140	109,140	218,280
Ratio (percent)	50	50	100%

CAVEAT



Institution: John Wood Community College (146278)

User ID: E91462781

## Recruiting Expenses - Men's and Women's Teams

### Recruiting Expenses

**Recruiting expenses are all expenses an institution incurs attributable to recruiting activities. This includes, but is not limited to, expenses for lodging, meals, telephone use, and transportation (including vehicles used for recruiting purposes) for both recruits and personnel engaged in recruiting, and other expenses for official and unofficial visits, and all other expenses related to recruiting. If you do not have any recruiting expenses to report, enter a 0.**

	Men's Teams	Women's Teams	Total
Total	<input type="text" value="0"/>	<input type="text" value="0"/>	0

CAVEAT

Institution: John Wood Community College (146278)

User ID: E91462781

## Operating Expenses (i.e., Game-Day Expenses) - Men's and Women's Teams by Team

### Operating Expenses by Team

**Operating expenses are all expenses an institution incurs attributable to home, away, and neutral-site intercollegiate athletic contests (commonly known as "game-day expenses"), for (A) Lodging, meals, transportation, uniforms, and equipment for coaches, team members, support staff (including, but not limited to team managers and trainers), and others; and (B) Officials.**

Varsity Teams	Participants	Men's Teams		Women's Teams		Total Operating Expenses	
		Operating Expenses per Participant	By Team	Participants	Operating Expenses per Participant		By Team
Basketball	14	2,143	30,006	19	1,679	31,905	61,911
Baseball	20	1,348	26,952				26,952
Golf	7	2,767	19,369				19,369
Softball				14	1,300	18,205	18,205
Volleyball				15	1,547	23,200	23,200
Total Operating Expenses Men's and Women's Teams	41		76,327	48		73,310	149,637

CAVEAT



Institution: John Wood Community College (146278)

User ID: E91462781

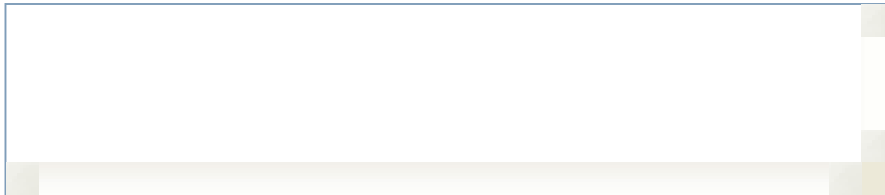
## Total Expenses - Men's and Women's Teams

### Expenses by Team

**Expenses are all expenses attributable to intercollegiate athletic activities. This includes appearance guarantees and options, athletically related student aid, contract services, equipment, fundraising activities, operating expenses, promotional activities, recruiting expenses, salaries and benefits, supplies, travel, and any other expenses attributable to intercollegiate athletic activities.**

Varsity Teams	Men's Teams	Women's Teams	Total
Basketball	91,873	112,688	204,561
Baseball	125,286		125,286
Golf	42,301		42,301
Softball		65,808	65,808
Volleyball		66,250	66,250
Total Expenses of all Sports, Except Football and Basketball, Combined	167,587	132,058	299,645
Total Expenses Men's and Women's Teams	259,460	244,746	504,206
Not Allocated by Gender/Sport			90,282
Grand Total Expenses			594,488

### CAVEAT



Institution: John Wood Community College (146278)

User ID: E91462781

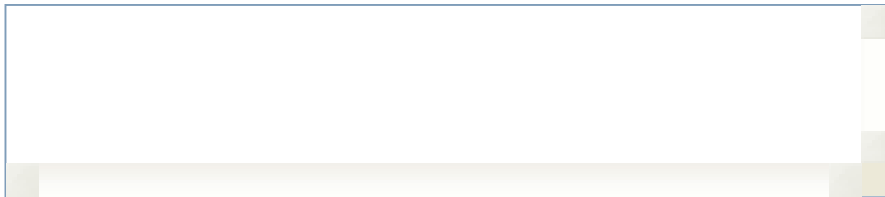
## Total Revenues - Men's and Women's Teams

**Revenues by Team**

**Revenues are all revenues attributable to intercollegiate athletic activities. This includes revenues from appearance guarantees and options, an athletic conference, tournament or bowl games, concessions, contributions from alumni and others, institutional support, program advertising and sales, radio and television, royalties, signage and other sponsorships, sport camps, state or other government support, student activity fees, ticket and luxury box sales, and any other revenues attributable to intercollegiate athletic activities.**

Varsity Teams	Men's Teams	Women's Teams	Total
Basketball	91,873	112,688	204,561
Baseball	125,286		125,286
Golf	42,301		42,301
Softball		65,808	65,808
Volleyball		66,250	66,250
Total Revenues of all Sports, Except Football and Basketball, Combined	167,587	132,058	299,645
Total Revenues Men's and Women's Teams	259,460	244,746	504,206
Not Allocated by Gender/Sport			101,774
Grand Total for all Teams (includes by team and not allocated by gender/sport)			605,980

CAVEAT




Institution: John Wood Community College (146278)

User ID: E91462781

## Summary - Men's and Women's Teams

### Revenues and Expenses Summary

	Men's Teams	Women's Teams	Total
1 Total of Head Coaches' Salaries	18,327	15,294	33,621
2 Total of Assistant Coaches' Salaries	5,086	6,543	11,629
3 Total Salaries (Lines 1+2)	23,413	21,837	45,250
4 Athletically Related Student Aid	109,140	109,140	218,280
5 Recruiting Expenses	0	0	0
6 Operating Expenses	76,327	73,310	149,637
7 Summary of Subset Expenses (Lines 3+4+5+6)	208,880	204,287	413,167
8 Total Expenses	259,460	244,746	504,206
9 Total Expenses Minus Subset Expenses (Line 8 – Line 7)	50,580	40,459	91,039
10 Not Allocated Expenses			90,282
11 Grand Total Expenses (Lines 8+10)			594,488
12 Total Revenues	259,460	244,746	504,206
13 Not Allocated Revenues			101,774
14 Grand Total Revenues (Lines 12+13)			605,980
15 Total Revenues Minus Expenses (Line 12- Line 8)	0	0	0
16 Grand Total Revenues Minus Grand Total Expenses (Line 14- Line 11)			 11,492

Please review this screen carefully. **The amount of Grand Total Revenues must be equal to or greater than the amount of Grand Total Expenses** before you can lock your survey data. If it is not, you must go back and correct the amounts you entered on the Total Revenues and/or Total Expenses screen(s).

Remember that your **Total Revenues** and **Total Expenses** screens must include amounts you entered on some of the other screens. That is:

- The amount you entered on the Athletically Related Student Aid screen must be included with all of your other revenues (budget, ticket sales, etc.) on the **Total Revenues** screen. For detailed information on what to include in Total Revenues, click on 'Click here for screen instructions' on the Total Revenues screen.
- The amount you entered on the Operating Expenses, Recruiting Expenses, and Athletically Related Student Aid screens must be included with all of your other expenses (salaries and benefits, equipment, etc.) on the **Total Expenses** screen. For detailed information about what to include in Total Expenses, click on 'Click here for screen instructions' on the Total Expenses screen.

To return to the data entry screens to make corrections, click on the link in the menu on the left of this screen.

To proceed to the Supplemental Information screen, click on that link in the menu or click on the 'Next' button on the bottom of this screen.

Institution: John Wood Community College (146278)

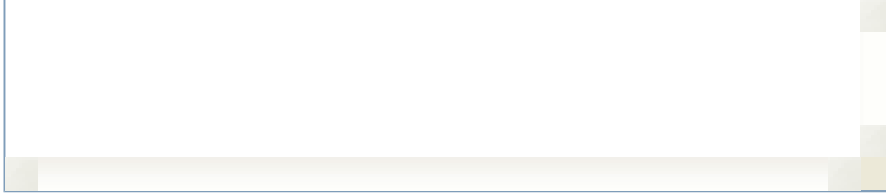
User ID: E91462781

## Supplemental Information

### Supplemental Information

**This screen is optional. You may use it to provide additional information to help the reader better understand the data you have provided in this survey, or to help a prospective student-athlete make an informed choice of an athletic program. If you do not want to enter any supplemental information, please leave this screen blank.**

---



Print Form(s)

Return